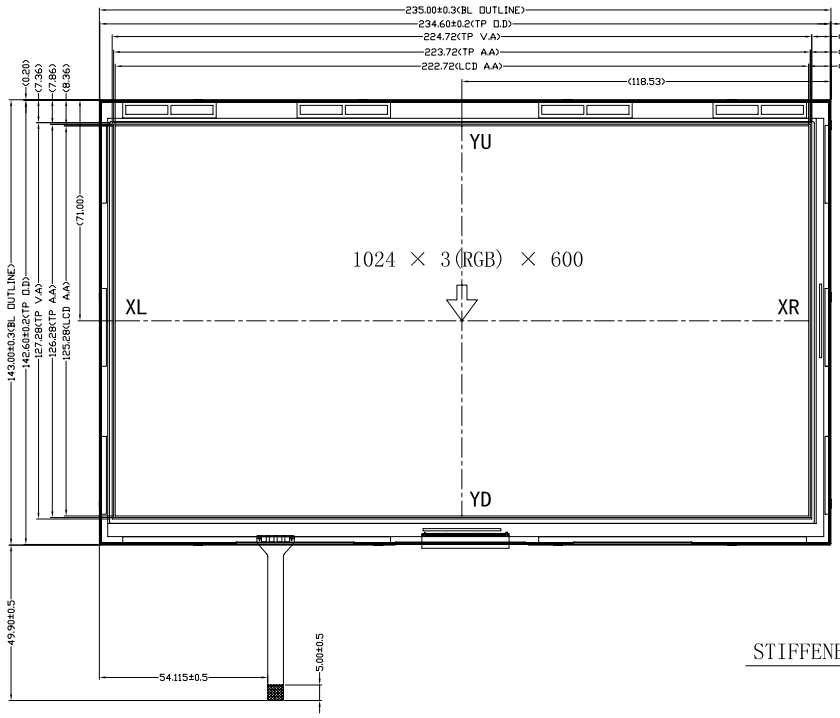

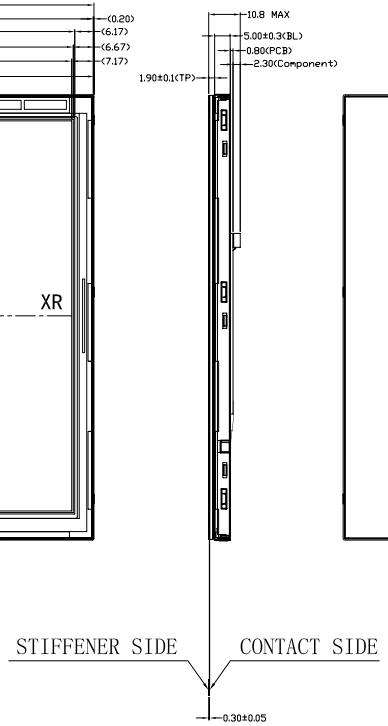

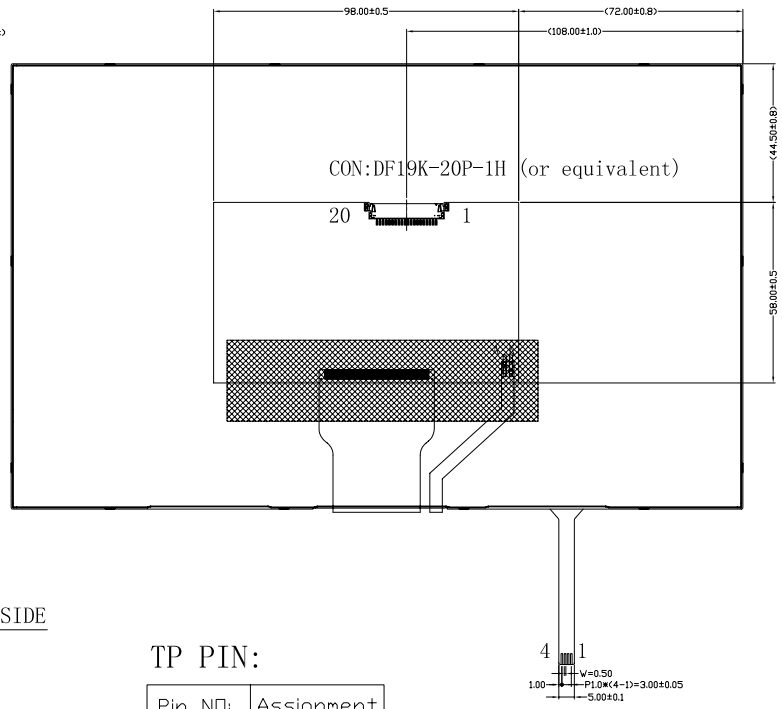

PIN DESCRIPTION

Pin	Symbol
1	VCC
2	VCC
3	VSS
4	VSS
5	RIN0-
6	RIN0+
7	VSS
8	RIN1-
9	RIN1+
10	VSS
11	RIN2-
12	RIN2+
13	VSS
14	RCLK-
15	RCLK+
16	VSS
17	VDD_5V
18	VDD_5V
19	ADJ
20	VSS

TP PIN:

Pin NO:	Assignment
1	YU
2	YD
3	XR
4	XL

NOTES:

1. GENERAL TOLERANCE: ±0.2
2. ( )REFERENCE DIMENSION
3. REFERENCED DIMENSION: ( )
4. REQUIREMENTS ON ENVIRONMENTAL PROTECTION: RoHS

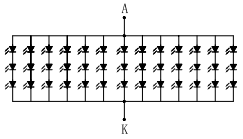

39-LED WHITE 260MA/9.6V

Display Type	TFT NORMALLY WHITE,TRANSMISSIVE
Optimun Viewing Direction	12 O'CLOCK
Upper Polarizer Type	Anti-Glare
LCD Driver IC	TBD
Logic Voltage	VDD=3.3V
Operation Temperature	-20°C TO 70°C
Storage Temperature	-30°C TO 80°C
Interface	LVDS interface
Backlight	39-LED WHITE 260MA/9.6V
Surface luminance	340cd/m2
White X/Y	

VER.	SYMBOL	AMENDMENT	SIGN	DATE
V00.		在COG-TA10MZXH-01上增加新开的RTP		2015.7.22A

DWAWN	
ME.CHECKED	
EE.CHECKED	
APPROVED	
CUSTOMER'S APPROVAL	

TITLE

MODULE SPEC.

DRAWING NO. JTA10MZXHV01P

UNIT	mm	SCALE	FIT
3rd Angle		SHEET 1 OF 1	

Jasonic Technology Limited