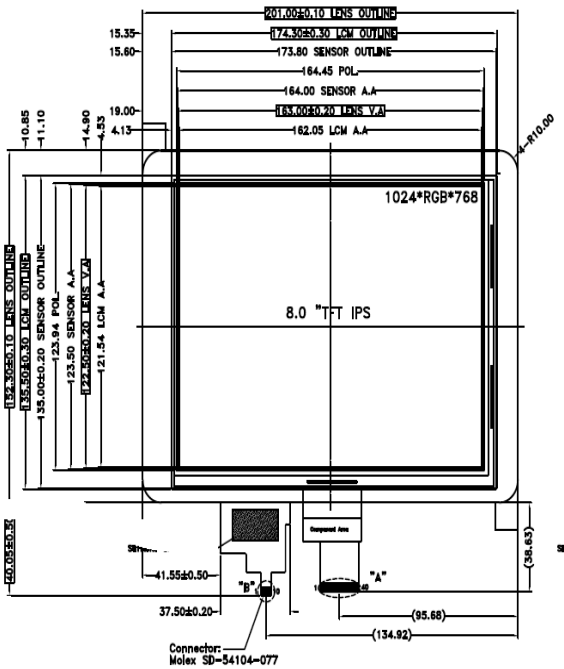

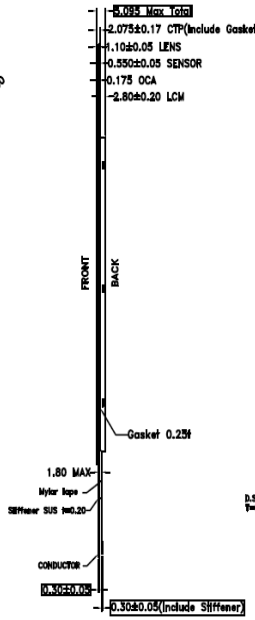

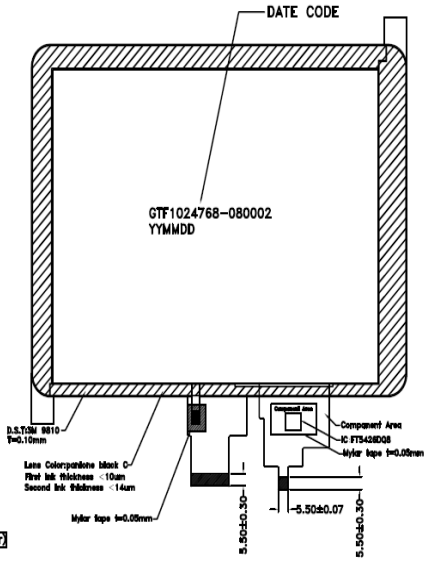

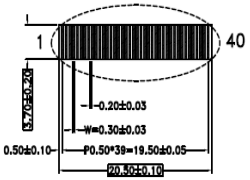

DETAIL "A"
Scale 4:1

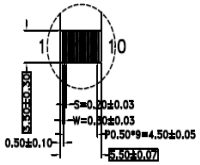

DETAIL "B"
Scale 4:1

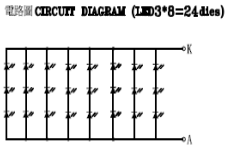

PIN DESCRIPTION

PIN	SYMBOL
1	VCOM
2	VDD
3	VDD
4	NC
5	Reset
6	STBYB
7	GND
8	RXIN0-
9	RXIN0+
10	GND
11	RXIN1-
12	RXIN1+
13	GND
14	RXIN2-
15	RXIN2+
16	GND
17	RXCLKIN-
18	RXCLKIN+
19	GND
20	RXIN3-
21	RXIN3+
22	GND
23	NC
24	NC
25	GND
26	NC
27	DIMO
28	SELB
29	AVDD
30	GND
31	LED-
32	LED-
33	L/R
34	U/D
35	VGL
36	CABCEN1
37	CABCEN0
38	VGH
39	LED+
40	LED+

TP PIN DESCRIPTION

PIN	FUNCTION
1	GND
2	RSE 3.3V
3	SDA 3.3V
4	SCL 3.3V
5	INT 3.3V
6	VDD 3.3V
7	GND
8	GND
9	GND
10	GND

NOTES:
1. General Tolerance:±0.3
2. ( ) reference dimension.
3. Recommended case open area should be less than module V.A
4. Recommended cushion adherent area: TP V.A+1.6mm
5. RoHS must be compliant.

Display Type	TFT,NORMAL black TRANSMISSIVE
Optimum Viewing Direction	Full View
TOP Ploarizer Type	
LCD Driver IC	
Operating Voltage	
Operating Temperature	−10°C TO 60°C
Storage Temperature	−20°C TO 70°C
Interface	MIPI
Backlight	24−CHIP WHITE LED
Surface luminance	TBD
White X/Y	TBD

VER.	SYMBOL	AMENDMENT	SIGN	
V00		First issue		2017.01.01

DRAWN	
ME.CHECKED	
EE.CHECKED	
APPROVED	
CUSTOMER'S APPROVAL	

TITLE
MODULE SPEC.

DRAWING NO.
JT800MGPCV02

UNIT	mm	SCALE	FIT
3rd Angle		SHEET 1 OF 1	

JASONIC TECHNOLOGY LIMITED