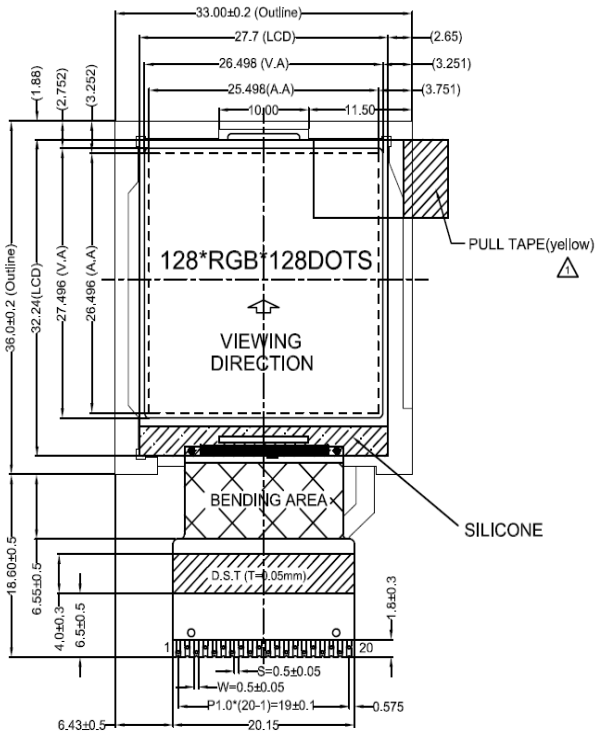

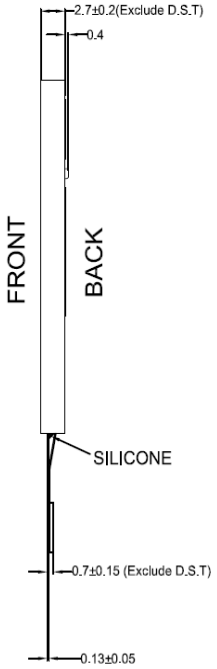

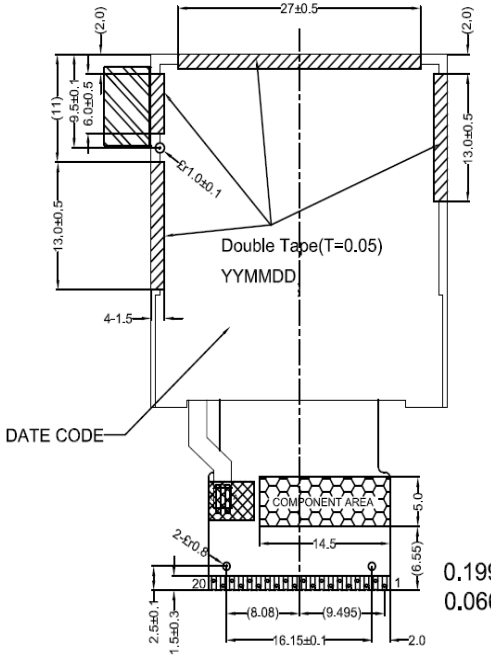

Pin Description:

PIN	Symbol
1	GND
2	VDD
3	VDDI
4	DB0(SDA)
5	DB1
6	DB2
7	DB3
8	DB4
9	DB5
10	DB6
11	DB7
12	/CS
13	/RESET
14	/WR(D/C)
15	D/C(SCL)
16	/RD
17	IM2
18	SPI4W
19	BL_A
20	BL_K

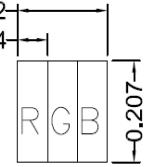

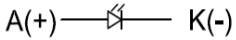

BACKLIGHE CIRCUIT DIAGRAM

Display Type	TFT,NORMAL black TRANSMISSIVE
Optimum Viewing Direction	6 O'clock
TOP Ploarizer Type	
LCD Driver IC	ST7735S
Operating Voltage	
Operating Temperature	-20°C TO 70°C
Storage Temperature	-30°C TO 80°C
Interface	8-Bit Parallel or 3/4-line Serial
Backlight	1-CHIP WHITE LED
Surface luminance	150 CD/M2
White X/Y	TBD

NOTES:
1. General Tolerance:±0.3
2. ( ) reference dimension.
3. Recommended case open area should be less than module V.A
4. Recommended cushion adherent area: TP V.A+1.6mm
5. RoHS must be compliant.

VER.	SYMBOL	AMENDMENT	SIGN	DATE
V00		First issue		2017.6.28

DRAWN	
ME.CHECKED	
EE.CHECKED	
APPROVED	
CUSTOMER'S APPROVAL	

TITLE: MODULE SPEC.

DRAWING NO. JT144MGPSV01

UNIT	mm	SCALE	FIT
3rd Angle		SHEET 1 OF 1	

JASONIC TECHNOLOGY LIMITED